

IMAGE	PART No.	DESCRIPTION
<b>NOTCHED WHEELS</b>		
	<b>B5572500</b>	<b>WHEEL, NOTCHED BLUE</b> 70 DUROMETER BLUE SILICONE Outside Diameter: 70.5 mm Bore: 10mm (sealed ball bearing) Width: 18mm
	<b>B5572505</b>	<b>WHEEL, NOTCHED GREEN</b> 80-85 DUROMETER GREEN EPDM Outside Diameter: 70.5 mm Bore: 10mm (sealed ball bearing) Width: 18mm
<b>GREEN ROLLERS EPDM 80-85 DUROMETER (UNLESS NOTED OTHERWISE)</b>		
	<b>B5093621</b>	<b>ROLLER, FLAT GREEN 1"</b> 2¼" Dia X 1" Wide X ½" Bore
	<b>B5093622</b>	<b>ROLLER, FLAT GREEN 1"</b> 2¼" Dia X 1" Wide X .625" Bore
Typical Concave 	<b>B5093629</b>	<b>ROLLER, CONCAVE GREEN 1"</b> 2¼" Dia X 1" Wide X ½" Bore (3/8" Radius)
	<b>B5093633</b>	<b>ROLLER, CONCAVE GREEN 1"</b> 2¼" Dia X 1" Wide X ½" Bore (½" Radius)
	<b>B5093653</b>	<b>ROLLER, CONCAVE GREEN 1"</b> 2¼" Dia X 1" Wide X ½" Bore (5/8" Radius)
	<b>B5093654</b>	<b>ROLLER, CONCAVE GREEN 1"</b> 2¼" Dia X 1" Wide X ½" Bore (¾" Radius)
	<b>B5093678</b>	<b>ROLLER, CONVEX GREEN 1"</b> 2¼" Dia X 1" Wide X <u>12mm Bore</u> (3/8" Radius) 
	<b>B5093689</b>	<b>ROLLER, CONVEX GREEN 1"</b> 2¼" Dia X 1" Wide X ½" Bore (5/16" Radius) 
	<b>B5093726</b>	<b>ROLLER, FLAT GREEN 1.50"</b> 2¼" Dia X <u>1½" Wide</u> X ½" Bore <b>SPECIAL WIDTH</b>

IMAGE	PART No.	DESCRIPTION
	B5093729	<b>ROLLER, CONCAVE GREEN 1.50"</b> 2¼" Dia X <u>1½" Wide</u> X ½" Bore (¾" Radius) <b>SPECIAL WIDTH</b> 
	B5093815	<b>ROLLER, FLAT GREEN 2"</b> 2¼" Dia X 2" Wide X .625" Bore
	B5093816	<b>ROLLER, FLAT GREEN 2"</b> 2¼" Dia X 2" Wide X ½" Bore
	B5093825	<b>ROLLER, FLAT GREEN 1.75" SPECIAL DIAMETER</b> <u>1¾" Dia</u> X 2" Wide X ½" Bore
	B5093839	<b>ROLLER, STEPPED GREEN 2" SPECIAL (STEPPED)</b> 2¼" Dia X 2" Wide X ½" Bore
	B5093849	<b>ROLLER, NO-DRIP GREEN 2" SPECIAL (NO-DRIP)</b> 2¼" Dia X 2" Wide X ½" Bore (¾" No Drip)
	B5093855	<b>ROLLER, MODERN GREEN 2" SPECIAL (MODERN)</b> 2¼" Dia X 2" Wide X ½" Bore (¾" Radius) 
	B5093862	<b>ROLLER, FLAT GREEN 1.625" SPECIAL DIAMETER</b> <u>1.625" Dia</u> X 2" Wide X 1/2" Bore
	B5093864	<b>ROLLER, FLAT GREEN 2" SPECIAL DIAMETER</b> <u>2" Dia</u> X 2" Wide X ½" Bore
	B5093866	<b>ROLLER, MODERN GREEN 2" SPECIAL (MODERN)</b> 2¼" Dia X 2" Wide X ½" Bore ( <u>5/8" Radius</u> )










IMAGE	PART No.	DESCRIPTION
	B5093895	<b>ROLLER, FLAT GREEN 1½" SPECIAL DIAMETER</b> 1½" Dia X 2" Wide X ½" Bore
<b>RED ROLLERS SBR 80-85 DUROMETER</b>		
	B5093601	<b>ROLLER, FLAT RED 1"</b> 2¼" Dia X 1" Wide X ½" Bore
	B5093602	<b>ROLLER, CONCAVE RED 1"</b> 2¼" Dia X 1" Wide X ½" Bore (¾ Radius)
	B5093603	<b>ROLLER, FLAT RED 1"</b> 2¼" Dia X 1" Wide X .625" Bore
	B5093649	<b>ROLLER, FLAT RED 1" RADIUS CORNER</b> 2¼" Dia X 1" Wide X .625 Bore (1/8" Radius)
	B5093801	<b>ROLLER, FLAT RED 2"</b> 2¼" Dia X 2" Wide X ½" Bore
	B5093802	<b>ROLLER, STEPPED RED 2"</b> 2¼" Dia X 2" Wide X ½" Bore
	B5093804	<b>ROLLER, FLAT RED 2"</b> 2¼" Dia X 2" Wide X .625" Bore
	B5093880	<b>ROLLER, FLAT RED 2" SPECIAL WIDTH</b> 2¼" Dia X 1¾" Wide X ½" Bore
<b>BLUE SILICONE ROLLERS 95 DUROMETER</b>		

IMAGE	PART No.	DESCRIPTION
	<b>B5093680</b>	<b>ROLLER, CONVEX BLUE 95 DURO 1"</b> 2¼" Dia X 1" Wide X ½" Bore (1" Radius)
<b>STAINLESS STEEL ROLLERS</b>		
	<b>B5094301</b>	<b>ROLLER, STAINLESS STEEL 1"</b> 2¼" Dia x 1" Wide x ½" Bore
	<b>B5094306</b>	<b>ROLLER, STAINLESS STEEL 2"</b> 2¼" Dia x 2" Wide x 5/8" Bore
	<b>B5094307</b>	<b>ROLLER, STAINLESS STEEL 2"</b> 2¼" Dia x 2" Wide x ½" Bore
	<b>B5094320</b>	<b>ROLLER, STAINLESS STEEL 1" CONVEX</b> 2¼" Dia x 1" Wide x ½" Bore Convex [3/8 Radius]
	<b>A507C-42"</b>	<b>PAGE HOT MELT ACTIVATOR, 220 volt</b>
	<b>M107D</b>	<b>M107D HOT MELT ROLL COATER</b>
	<b>AX0001</b>	<b>AXLE CONVEYOR WHEEL</b>
	<b>B060212</b>	<b>FINGER CLAMP ASSY</b> 

IMAGE	PART No.	DESCRIPTION
	<b>B1000200</b>	<b>SAW BLADE - 16" DIAMETER - 100T - 1" ARBOR CARBIDE TIPPED / TRIPLE CHIP</b>
	<b>E1008402</b>	<b>SAW BLADE - 20" DIAMETER - 120T - 1" ARBOR CARBIDE TIPPED / TRIPLE CHIP</b>
	<b>B1000702</b>	<b>REGULATOR</b>
	<b>B1000903</b>	<b>CYLINDER, AIR MITE</b>
	<b>B1000908</b>	<b>AIR CYLINDER, BIMBA 092-DP</b>
	<b>B100099X</b>	<b>AIR CYLINDER - IX2105 INDEX TABLE [HOLDS CORE TIGHT TO FENCE]</b>
	<b>B1001300</b>	<b>HAND ROLLER - 6"</b>
	<b>E1001601-B</b>	<b>FITTING-90° 1/8NPT - 1/4 TUBE</b>
	<b>B1001702</b>	<b>GEAR BOX/ SPEED REDUCER 29:1 RATIO</b>
	<b>B1002805</b>	<b>VALVE</b>

IMAGE	PART No.	DESCRIPTION
	B1002807	VALVE, HOLDDOWN CYLINDERS (Fittings not included)
	B1002815	VALVE, MAC W/ HANDLE
	B1002816	VALVE, AIR (4 WAY)
	B1002900	VALVE, ARO
	B1002903	VALVE, HUMPHREY
	B1002903	VALVE, FOOT TREADLE 1/4 NPT
	B1003000	VALVE, LIMIT SWITCH 3-Way 1/8NPT
	B1003005	VALVE Ports accept 10-32 or M5 fittings
	B1003053	O RING
	B1003060	ARM, LIMIT SWITCH VALVE

IMAGE	PART No.	DESCRIPTION
	B1003301	BEARING, BALL - FLANGED 3/4" ID X 1 3/8 OD X 5/16
	B1003303	BEARING, BALL
	B1003304	BEARING, BALL
	B1003306	BEARING, BALL
	B1003317	BEARING, BALL
	B1003320	BEARING, BALL - SPRAY SYSTEM/ENCODER
	B1003529	BEARING, FLANGED, CYLINDRICAL
	B1003600	BEARING, FLANGED, CYLINDRICAL 
	B1003606	BEARING, FLANGED, CYLINDRICAL 
	B1003607	BEARING, FLANGED, CYLINDRICAL 

IMAGE	PART No.	DESCRIPTION
	B1003900	BALL, TRANSFER 
	B1004000	BELT, V 340J10
	B1004001	BELT, V 360J10
	B1004009	BELT, DOUBLE V 2/3VX-450
	B1004010	BELT, BX195 w/LINATEX 195" LENGTH 
	B1004205	PLASTIC HOSE, ROLL
	B1004601	PULLEY, RADIUS GROOVE
	B1005107	COLLAR, CLAMP 1/2" I.D.
	B1005300	CHAIN #60 HOLLOW PIN 
	B1005301	LINK, CONNECTOR, Double #60 (MASTER LINK FOR COREBUILDER CHAIN)



IMAGE	PART No.	DESCRIPTION
	B1005401	LINK, CONNECTOR MASTER LINK #60
	B1005402	LINK, CONNECTOR OFFSET #60
	B1005404	LINK, CONNECTOR MASTER LINK #60 E1
	B1005408	<b>CHAIN, #60 E1 (PF CHAIN)</b> (sold in 100 ft rolls-ships on pallet by truck) 
	B1006004	BEARING, FLANGE
	B1006302	<b>GEAR BOX, BOSTON</b> - 3110 Coving Machine mount to 2000205 Motor
	B1006500	OIL CUP
	B1006600	WIPER, FELT
	B1007004	<b>SPROCKET, MARTIN 40BS17 1</b> 
	B1007021	SPROCKET, ROLLER CHAIN

IMAGE	PART No.	DESCRIPTION
	B1007031	SPROCKET, ROLLER CHAIN
	B1007043	SPROCKET, ROLLER CHAIN 
	B1007045	SPROCKET, ROLLER CHAIN
	B1007046	SPROCKET, ROLLER CHAIN
	B1007250	REPAIR KIT - ARO OLD
	B1007252	REPAIR KIT - ARO NEW
	B1007612	FLOW CONTROL, PARKER N400S-V
	B1008150	REPAIR KIT, CYLINDER
	B1008501	ROUTER BIT - 2 FLUTE - CARBIDE TIPPED 1/2" DIAMETER x 2-5/8" LONG
	B1009602	FITTING, FLUID 3/8

IMAGE	PART No.	DESCRIPTION
	B1009603	FITTING, FLUID 1/2
	B1010700	<b>AIR CYLINDER, HOLDDOWN - SCHRADER SINGLE ACTING</b> [uses Spacer B5135000]
	B1010703	<b>AIR CYLINDER, HOLDDOWN</b> (Fittings E1001601-B, Holddown Pad B5139301 & PVC Endcap B5135800 not included)
	B1011102	RING, DOTCO ROUTER
	B1011500	MOUNT, REGULATOR 1/8 NPT
	B1012900	BEARING, PILLOW BLOCK
	B1013200	BUMPER, CONE SHAPED w/ STUD
	B1013201	BUMPER, DECK CLAMP SHEETS [56 PER]
	B1013204	BUMPER, QJT
	B1013300	EXTRUSION, TSU - Feet (sold in 8 foot lengths)

IMAGE	PART No.	DESCRIPTION
	B1013400	CLEVIS, CYLINDER
	B1013661	SEAL KIT, TOLOMATIC
	B1014902	BEARING, THRUST
	B1016050	REPAIR KIT, VACUUM
	B1016100	VACUUM CUP - Black 2.25" Diameter (metal insert molded in opening)
	B1016101	VACUUM CUP - Black 1½" Diameter (metal insert molded in opening)
	B1016115	5119500
	B1016115-FTG	FITTING, 1/8 NPT - Separate from Vacuum Cup (for B1016115 Vacuum Cup)
	B1016150 E1016603	VACUUM CUP <u>ONLY</u> PIAB (Red) Silicone 2.09" Diameter
	E1016604	VACCUM CUP - Black 1½" Diameter (for vacuum cup above)  See E5151500 Nipple for this mount



IMAGE	PART No.	DESCRIPTION
	B1017400	PIN, GROOVED (1/2")
	B1017601	COUNTER, MECHANICAL
	B101760X	COUNTER, VARIOUS - CALL WITH YOUR MODEL No.
	B101761X	COUNTER, HANDWHEEL - VARIOUS - CALL WITH MODEL
	B1018001	RIVET, 3/16 ALUMINUM - FOR CHAIN PAD B5119500 (Sold in bags of 100)
	B1018400	CLIP, HAIRPIN (PACKAGED 100 PER BAG)
	B1019300	SPANNER WRENCH 3" X 8"
	B1019304	SPANNER WRENCH 2" X 6.5"
	B1021775	REED SWITCH - ORIGA
	B1021900	FILTER, PAINT POCKET

IMAGE	PART No.	DESCRIPTION	
	B1022001	STRAINER 1"	
	B1024302	CHAIN, PLASTIC (16½ Foot) (for adhesive spray systems)	
	B1024404	SPROCKET, ALUMINUM 24 TEETH Ref. Dimension ~ 2" O.D. (teeth)	
	B1024405	SPROCKET, ALUMINUM 16 TEETH Ref. Dimension ~ 1-3/8 O.D. (teeth)	
	B103054	VACCUUM CUP, 3" (Bechtold)	
	B1030900	<b>ROTARY ACTUATOR</b> Materials: Heads, Housing & Vane-Hardcoated Alumnum with Teflon Seal Shaft: Stainless Steel Bearings: Oil Impregnated Bronze Seals: Lub. Nitrile	
	B103151	VALVE, BUTTON BLEEDER - BECHTOLD	
	B103181	VALVE, CLIPPARD MJV-3 - BECHTOLD	
	B1034301	PAD, CARRIER (MOUNTS ON BLOCK BELOW)	
	B1034302	BLOCK, CARRIER	

IMAGE	PART No.	DESCRIPTION
	<b>B1034304</b>	<b>PAD, TRACKING, CORFAB</b> 
	<b>E5245303</b>	<b>PAD, DRIVE - CB321</b> 4.22" x 2.25 x .250
	<b>E5243900</b>	<b>CARRIAGE BLOCK - CB3XX</b> w/ Chain Attachment 
	<b>B110720</b>	<b>SENSOR, RTD-NORDSON 2300/3000</b>
	<b>B2000205</b>	<b>BOSTON 1/20 HP MOTOR</b> Covestick Drive Motor For 3110 Coving Machine Current and Original shown at right Matches with 1006302 GearBox - Right Angle 
	<b>B2000209</b>	<b>MOTOR, AC 5 HP 3,450 RPM 208/230/460 VOLT</b>
	<b>B2000211</b>	<b>MOTOR, DC ½ HP TRAVERSE DRIVE 1,750 RPM 90 VOLT</b>
	<b>B2000350</b>	<b>THERMOSTAT W/ KNOB FOR M107C Pace Coater</b> 
	<b>B2000361-BOX</b>	<b>HOT MELT ADHESIVE (SOLD BY THE BOX) 44lbs</b>
	<b>B2000387-C</b>	<b>MOTOR, 1/4 HP (PACE)</b>

IMAGE	PART No.	DESCRIPTION
	B2000387-C	MOTOR, 1/4 HP (PACE)
	B2000502	CONTACTOR, 120V VAC 3-POLE FURNAS
	B2000802	SWITCH, DOOR INTERLOCK 
	B2001100	HOT MELT HOSE 4 FT
	B2001102	HOT MELT HOSE 8 FT
	B2001200	HOT MELT GUN H20A (Model IV / V) 
	B2001202	HOT MELT GUN H20T (Model 2300/3000)
	B2001250	CARTRIDGE HEATER - 1/2" DIA X 1 1/4" LONG X 9" LEADS 240 VOLT, 147 WATT
	B2001251	THERMOSTAT - 350°
	B2001260	NUT, NORDSON



IMAGE	PART No.	DESCRIPTION
	B2001261	MODULE ONLY, H-20 (NEW)
	B2001261-E	MODULE ONLY, H-20 GUN - EXCHANGE (WITH YOUR OLD MODULE)
	B2001262	O-RING, HIGH TEMPERATURE - SIZE 010 (~1/4" ID)
	B2001266	WIRE NUT, CERAMIC
	B2001268	COVER, SERVICE BLOCK
	B2001270	O-RING, HIGH TEMPERATURE ~7/8" DIA
	B2001275	NOZZLE .028 NORDSON
	B2001600	VALVE, PARKER
	B2001701	VALVE, SOLENOID
	B2001702	VALVE, SOLENOID



IMAGE	PART No.	DESCRIPTION
	B2001705	VALVE, MAC 225B 
	B2001900	SWITCH, MICRO DTE6-2RN / 23F4220
	B2002300	LIMIT SWITCH w/ PIVOTING ACTUATOR ARM
	B2002353	HEAD, LIMIT SWITCH - CAT WHISKER ACTUATOR
	B2002356	ARM, LIMIT SWITCH 
	B2002407	SWITCH STATION 5-POSITION 
	B2002903	AUXILIARY CONTACT
	B2003400	PUSH BUTTON, START AMBER
	B2003500	PUSH BUTTON, STOP
	B20035XX	PUSH BUTTON - FWD/STOP/REVERSE 

IMAGE	PART No.	DESCRIPTION
	B20035XX-BOOT	BOOT COVER FOR ABOVE PUSH BUTTON 
	B2003700	TIMER, PERCENTAGE (on Wayne's desk for repairing)
	B2004053	ELEMENT, HEATER for NH-4 Fluid Heater (may not be available separate from Heat Limiter)
	B2004100	SWITCH, GLASS TILT commonly called "MERCURY SWITCH"
	B2004200	RELAY, E-SAFE
	B2005105	SOLENOID VALVE MAC
	B2005300	ENCODER, DYNAPAR
	B2005502	ROUTER MOTOR 1.75HP - 240 VOLT Porter Cable (Porter-Cable discontinued manufacturing this motor late 2020)
	B2007902	CONTACT BLOCK, N/O
	B2007911	CONTACT BLOCK, N/O 

Discontinued -  
limited stock - call

IMAGE	PART No.	DESCRIPTION
	B2007925	PUSH BUTTON 
	B2007926	PUSH BUTTON START/STOP
	B3000204-E	VARIABLE SPEED CONTROL, EXTRON 
	B3000250	POTENTIOMETER / PLATE / KNOB
	B3000500	BULB 24 VOLT
	B3000600	CARTRIDGE HEATER 5/16" DIA X 1 3/4" LONG X 10" LEADS 240 VOLT, 30 WATT
	B3001005	TEMPERATURE CONTROLLER
	B3001051	ADAPTER PLATE
	B3001300	SENSOR, THERMISTER
	B3001302	SENSOR, TEMPERATURE

IMAGE	PART No.	DESCRIPTION
	B3001305	SENSOR, THERMOCOUPLE
	B3001310	SENSOR, RTD
	B3001323	THERMOCOUPLE 1/16 - Type K Compression Style 
	B3001400	ELEMENT, CALROD HEATER
	B3001401	ELEMENT, CALROD HEATER
	B3001417	ELEMENT, HEATING - 460 VOLT -USED ON MIDWEST MODEL 3110 COVING MACHINE
	B3001806	WIRE NUT, CERAMIC
	B3002406	RING TERMINAL
	B3003400	RESISTOR, OHMITE L25J5R0
	B3004522	HEATER 230/240 volt, 3960 watts, 36" heated length 









IMAGE	PART No.	DESCRIPTION
	B3005500	PILOT LIGHT, RED
	B3008100	SLEEVING, HIGH TEMPERATURE
	B3008704	ELEMENT, CHROMALOX
	B3008725	INSULATION FOR HEATER
	B3008751-PE	ELEMENT, PE23036 230 volt, 3960 watts, 36" heated length
	B3008752-PE	ELEMENT, PE48036 480 volt, 3960 watts, 36" heated length
	B3008753-PE	ELEMENT, PE24054 230 volt, 5940 watts, 54" heated length
	B3008754-PE	ELEMENT, PE48054 480 volt, 5940 watts, 54" heated length
	B3008901	  HEAT LIMITER
	B30094XX	SCR CONTROL - CALL WITH YOUR PART No, VOLTAGE & AMP

IMAGE	PART No.	DESCRIPTION
	B3009604	REED SWITCH - ORIGA 
	B4016050	SAFETY CYLINDER STOP ASSEMBLY (PNEUMATIC REPLACEMENT FOR ELECTRIC SAFETY SOLENOID)
	B4016101	ARBOR ASSEMBLY, SAW
	B4017203	HEAT BAR ASSEMBLY, COMPLETE 3/16" Radius
	B4019650	HEAT BAR ELEMENT END GUARD KIT
	B4021500	FLEXURE ROLLER MOUNT ASSEMBLY for 2" Roller (Roller not included) Other configurations available
PRESSURE ROLLER ASSEMBLIES		O-RING, HIGH TEMPERATURE
	B4021550	PRESSURE ROLLER ASSEMBLY - 2" for mounting rollers see: B5156501 SHAFT, PIN GROOVED BOTH ENDS 2" x 1/2" B1018400 Clip, Hairpin
	B4021552	PRESSURE ROLLER ASSEMBLY - 1" for mounting rollers see: B5156503 SHAFT, PIN GROOVED BOTH ENDS 1" x 1/2" B1018400 Clip, Hairpin
	B5002050	SPRING, COMPRESSION (used in Pressure Roller Assemblies B4021550 & B4021552) 

IMAGE	PART No.	DESCRIPTION
	<b>B4022203</b>	<b>CHAIN ASSEMBLY - SET OF 2</b> CHAIN ASSEMBLY FOR <b>MODEL 2920 &amp; 2921 POSTFORMER</b> <b>247 PADS PER CHAIN INCLUDING (1) MASTER LINK</b> (For replacement pads & rivets, see part nos. B5119500 & B1018001)
	<b>B4022208</b>	<b>CHAIN ASSEMBLY - SET OF 2</b> CHAIN ASSEMBLY FOR <b>MODEL 2922 &amp; SF 218 POSTFORMER</b> <b>313 PADS PER CHAIN INCLUDING (1) MASTER LINK</b> (For replacement pads & rivets, see part nos. B5119500 & B1018001)
	<b>B40222-100'</b>	<b>CHAIN ASSEMBLY - 100 feet with pads</b>
	<b>E4130404</b>	<b>COVESTICK DRIVE ASSEMBLY - SPECIAL</b> 
	<b>B5001906</b>	<b>SPRING, EXTENSION (for Forming Roller Assembly)</b>
	<b>B5001907</b>	<b>SPRING, EXTENSION 1520</b>
	<b>B5001909</b>	<b>SPRING, EXTENSION</b>
	<b>B5001910</b>	<b>SPRING, EXTENSION</b>
	<b>B5001911</b>	<b>SPRING, EXTENSION TSU-60</b>
	<b>B5002000</b>	<b>SPRING, COMPRESSION</b>



IMAGE	PART No.	DESCRIPTION
	B5002003	SPRING, COMPRESSION, BLUE
	B5002004	SPRING, COMPRESSION, RED
	B5002006	SPRING, COMPRESSION, INDEX PIN
	B5027200	CHAIN ATTACHMENT - BRKT FOR COREBUILDER PAD
	B5027201	CHAIN ATTACHMENT BRACKET FOR COREBUILDER PAD OVER MASTER LINK
	B5027401	PAD, SAND PAPER #50
	B5027403	PAD, GUM RUBBER (see assembly below) 3 1/4" wide x 2 1/4" long Steepgrade die cut pads Used on 1520/1521/1530/1531 Chain Assembly
	B5027403 B5050200 B5020720	PAD, RUBBER GUM CARRIER BLOCK CHAIN ATTACHMENT
		
	B5027500	PIN, ATTACHMENT LINK
	B5027600	AXLE, DARNELL WHEEL

IMAGE	PART No.	DESCRIPTION
	B5032000	NUT BLOCK - LH 
	B5032001	NUT BLOCK - RH
	B5032002	NUT BLOCK, RH
	B5032003	NUT BLOCK, LH
	B5044900	FLANGE, ROUTER 2.5" DIA
	B5044901	FLANGE, GUIDE 4" DIA
	B5049200	PIVOT ARM, HOLD DOWN 
	B5049900	SPROCKET
	B5050000	SHAFT
	B5050200	CARRIER BLOCK 

IMAGE	PART No.	DESCRIPTION
	B5050200 B5027403 B5020720	CARRIER BLOCK PAD, RUBBER GUM CHAIN ATTACHMENT
	B5050900	BUSHING, ECCENTRIC
	B5050902	ECCENTRIC, 1" NOT THREADED
	B5050903	ECCENTRIC, 2" NOT THREADED
	B5050904	ECCENTRIC, 2" NOT THREADED
	B5050906	ECCENTRIC, 2" THREADED
	B5050907	ECCENTRIC, 1" THREADED
	B5050909	ECCENTRIC, 1" THREADED
	B5051000	NUT, ECCENTRIC
	B5051800	NUT BLOCK

IMAGE	PART No.	DESCRIPTION
	B5052700	BRACKET RH (1520, 1521, 1530, 1531)
	B5052701	BRACKET LH (1520, 1521, 1530, 1531)
	B5053100	BLOCK, GUIDE LH (1520, 1521)
	B5053101	BLOCK, GUIDE RH (1520, 1521)
	B5053102	BLOCK, GUIDE LH (BOTTOM FOR SCRIBE) (1520, 1521)
	B5053103	BLOCK, GUIDE RH (BOTTOM FOR SCRIBE) (1520, 1521)
	B5053900	HUB, WHEEL (1520, 1521) 
	B5054000	AXLE, WHEEL Used on Stick Placement Assembly for 1520, 1521 
	B5054100	WHEEL, HOLDDOWN (COREFAB)
	B5054200	GATE, STICK FEED

IMAGE	PART No.	DESCRIPTION
	B5054301	BRACKET, STOP (1520)
	B5054400	BRACKET, GUIDE (1520)
	B5056600	NUT PLATE - ADJ. SCREW COREFAB INFEEED 
	B5056900	CAM BLOCK (1520)
	B5057000	KNIFE - T-MOLD
	B5057700	GUIDE, T-MOLD (1520)
	B5061800	WEAR STRIP 
	B5062802	MANIFOLD, CORFAB, 3 HOLE
	B5062804	MANIFOLD, CORFAB, 1 HOLE
	B5064800	CYLINDER, HOLD DOWN WHEEL

IMAGE	PART No.	DESCRIPTION
	B5065200 B5065201 B5065202 B5065203 B5065204 B5065205 B5065206 B5065207	NOZZLE, BLANK NOZZLE, .016" NOZZLE, .020" NOZZLE, .031" NOZZLE, .045" NOZZLE, .013" NOZZLE, .025" NOZZLE, .038"
	<b>B5067007</b>	<b>STRIP, WEAR (2070)</b>
	<b>B5073201</b>	<b>BEARING SUPPORT</b> 1.25 X 3.37 X 1.06
	<b>B5074087</b>	<b>WASHER, STAINLESS STEEL</b> 1 1/2" OD x 5/8" ID x 3/64" Thick
	<b>B5074091</b>	<b>SPACER 7/8 OD x .669 ID x .125 THK</b>
	<b>B5080100</b>	<b>BASE - SPRING (TSU-60)</b>
	<b>B5080300</b>	<b>CAM, TSU-60</b> 
	<b>B5080400</b>	<b>BLOCK, ACTUATOR (TSU-60)</b>
	<b>B5084101</b>	<b>GUN SUPPORT (TOP GUN TSU-60)</b> (Sold as a set of 2)

IMAGE	PART No.	DESCRIPTION
	B5086800	RAMP SPRING (2001 TIMER)
	B5088001	NUT, TRAVERSING, 1"-8 RH (DMR-42)
	B5088002	NUT, TRAVERSING, 1"-8 LH (DMR-42)
	B5088003	NUT, TRAVERSING (MF118)
	B5088401	BEARING, SLIDE 3" X 4.5" X .75"
	B5090402	PULLEY, BELT-3" DIAMETER (DMR-42)
	B50900XX	NUT, ARBOR DMR-42 - SPECIFY THREAD (LH OR RH)
	B5090500	PULLEY, BELT (DMR-42) 
	B5091500	SHAFT CUTTER RH (DMR-42)
	B5091501	SHAFT CUTTER LH (DMR-42)

IMAGE	PART No.	DESCRIPTION
	B5093401	CASTING, C1 STRAIGHT
	B5093402	 <p data-bbox="971 569 1487 680">C-3      C-1      C-2 Shown from back side - the tilt on the C-3 and C-2 as shown is exaggerated for clarity - actually only a 1° angle</p>
	B5093403	
	B5094600	PIN ½" Dia. X 5½" Long (MARK IX, DMR-42)
	B5094902	BRACKET, COMBINATION 
	B5094903	BRACKET, ROLLER, 45°, TOP
	B5094922	BRACKET, ROLLER, 45°, BOTTOM
	B5094950	BRACKET, ROLLER, 22.5°
	B5094951	BRACKET, ROLLER, 45° 
	B5094952	BRACKET, ROLLER, 22½°



IMAGE	PART No.	DESCRIPTION
	B5094955	<b>BRACKET, ROLLER</b> 4" x 6¼" x 7/8" with .498" Diameter shaft 
	B5095000	<b>BRACKET, SIDE ROLLER</b> 4" x 6¼" x 7/8" with .498" Diameter shaft
	B5095101	<b>SPACER, PLASTIC UHMW</b> 1/2" Dia x .062" Thick
	B5095102	<b>SPACER, PLASTIC UHMW</b> 1/2" Dia x .031" Thick
	B5095109	<b>SPACER, PLASTIC UHMW</b> 5/8" Dia x .031" Thick
	B5101802	<b>ROLLER/SHAFT</b>
	B5103300	<b>CASTING, PULLEY</b>
	B5103400	<b>ROLLER, SEG. 4"</b> 
	B5107401	<b>SPRING PLATE, TRIMMER</b>
	B5107402	<b>SPRING PLATE, TRIMMER</b>

IMAGE	PART No.	DESCRIPTION
	B5107404	SPRING, FLAT (2940)
	B5109700	SPRING, CORE STOP
	B5110000	LAMINATE SUPPORT - INDEX TABLE (for MWA 2100 / 2105 & Bechtold Model IT-12)
	B5110100	HANDLE
	B5110201	HINGE, FORMICA LOCATOR (2100)
	B5119500	PAD, CHAIN (ORANGE) - SOLD IN BAGS OF 100 (See B1018001 for rivets for these chain pads)
	B5121700	MOUNT, BRACKET, FORM BAR (Horiz)
	B5121704	MOUNT, BRACKET, FORM BAR
	B5125300	WIPER, FELT (4340/4340/4041)
	B5125900	PIN, MODIFIED 3110 HEAT BAR ASSEMBLY

IMAGE	PART No.	DESCRIPTION
	B5129510	COLLAR, ARBOR LH
	B5129700	YOKE, AIR VALVE
	B5129800	VALVE, MODIFIED TSU-60
	B5129801	VALVE, MODIFIED TSU-60
	B5130800	<p><b>CLEVIS, TRAVEL ADJUST (ONLY)</b>  Order as a set (<b>B5130800+Nut/Bolt</b>) or add bolt &amp; nut individually (see below)  Part No. E9710409    6-32 X .875 SHEAR BOLT  Part No. E9796404    6-32 LOCKING NUT</p>  
	B5130900	BOLT, TRAVEL ADJUST (Bolt & Nut Only)
	B5131100	TEMPLATE PIN, STANDARD
	B5131101	TEMPLATE PIN, ROTATING

IMAGE	PART No.	DESCRIPTION
	B5131200	INDEX PIN 5033 
	B5131201	INDEX PIN 5236 
	B5131300	INDEX STOP
	B5131500	SHIFT ROD, ROUTER
	B5132200	GUARD, REAR
	B5135100	ROD-SOLENOID
	B5135800	ENDCAP, HOLDDOWN PAD (PVC)
	B5136100	WEAR PAD
	B5136200	BEARING, MODIFIED (COUNTERTOP SAW CARRIAGE)
	B5136201	BEARING, MODIFIED

IMAGE	PART No.	DESCRIPTION
	B5136400	SWEEPER, BLADE
	B5136600	SPACER BLOCK 1" DIAMETER X .780" HIGH Fastener - see Part No. E9722908 Socket Head Cap Screw ¼-20 x .75" Long
	B5136700	SPACER BLOCK 1.50" DIAMETER X .780" HIGH Fastener - see Part No. E9722908 Socket Head Cap Screw ¼-20 x .75" Long
	B5137600	HOUSING, INDEX PIN - 5033 (Housing Weldment Only) Related Parts (NOT INCLUDED): B3131200 Index Pin (see photo) B5002006 Spring (see photo) B5137300 Handle w/ Knobs
	B5139400	BRACKET, WEAR PLATE
	B5139600	BEARING GUIDE BLOCK (COUNTERTOP SAW) (BEARING NOT INCLUDED - SEE B5136200)
	B5139800	BRACKET, SWEEPER
	B5139901	SLEEVE, ROUTER [sold in PAIRS]
	B5142100	BEARING BLOCK, PUSH LEVER
	B5142200	PIN, CLEVIS

IMAGE	PART No.	DESCRIPTION	
	B5142900	<b>INSULATOR, HEAT BAR</b> Insulates between Heat bar & T-Block - 2 Hole	
	B5143500	<b>DRIVE WHEEL, for 3110 Coving Machine</b> (for covestick feed)	
	B5143501	<b>DRIVE WHEEL, for 3115 Coving Machine</b> (for covestick feed)	
	E4130404	<b>COVESTICK DRIVE ASSEMBLY - SPECIAL</b>	
	B5143700	<b>SHAFT, DRIVE WHEEL</b>	
	B5143900	<b>PUSH LEVER</b>	
	B5144100	<b>ADAPTER</b>	
	B5144200	<b>MANIFOLD, 3 HOLE [3110]</b>	
	B5144201	<b>MANIFOLD [3115]</b>	
	B5144301	<b>TUBE, SHAFT MOUNT</b>	

IMAGE	PART No.	DESCRIPTION
	B5144400	BRACKET, SWITCH MOUNTING
	B5144700	SPINDLE, FENCE (3110)
	B5145500	SLEEVE, HEAT BAR
	B5145600	<b>INSULATOR, HEAT BAR</b> Insulates between Heat bar & T-Block - 1 Hole
	B5145701	INSULATOR, HEAT BAR
	B5146400	SHAFT, PIVOT
	B5146500	GUARD, ELEMENT
	B5146800	<b>MANIFOLD, 5 HOLE</b> 
	B5147200	U BRACKET, HEAT BAR
	B5147400	<b>BLOCK, MOUNTING, HEAT BAR</b> (Finish may vary from photo)

IMAGE	PART No.	DESCRIPTION
	B5148780	GUARD COVE DRIVE
	B5148800	ADJUSTABLE STOP 
	B5148900	FENCE STOP 
	B5149400	RESET CAM
	B5149401	RESET CAM
	B5149600	
	B5150203	HEATBAR 3/16" DRILLED
	B5150800	COVER, HEAT BAR 3110
	B5151800	CORD, COILED (MOD)
	B5152000	WHEEL, MODIFIED 3" for CoreFab with 9/16" ID Oilite Bronze Bearing 



IMAGE	PART No.	DESCRIPTION
	B5152201	STOP ARM - 2105 Index Table (see 5369700 Clevis Block)
	B5152800	CASTER 3110
	B5153012	FORM BAR
	B5153033	FORM BAR 3/8" X 17"
	B5154600	<p style="text-align: center;"><b>Discontinued-</b>  ROUTER MOTOR 110 VOLT  (with modified housing cap to fit older MW saws)  <b>limited stock-call</b></p>
	B5155601	QUICK JOINT TEMPLATE - FOUR POSITION
	B5155701	QUICK JOINT TEMPLATE - THREE POSITION
	B5155801	QUICK JOINT TEMPLATE - SINGLE
	B5156104	BRACKET, ROLLER 2"
	B5156115	BRACKET, ROLLER 

IMAGE	PART No.	DESCRIPTION
	B5156117	BRACKET, ROLLER 
	B5156120	BRACKET, ROLLER
	B5156121	BRACKET, ROLLER 1"
	B5156122	BRACKET, ROLLER 1" 
	B5156123	BRACKET, ROLLER 1" 
	B5156200	FLEXURE SPRING, .020 1.50" x 2.75"
	B5156201	FLEXURE SPRING, .031 1.50" x 2.75"
	B5156203	FLEXURE PLATE, ALUMINUM. 3/16" 1.50" x 2.75"
	B5156401	MOUNT, FLEXURE, 1"
	B5156402	MOUNT, FLEXURE, STEP

IMAGE	PART No.	DESCRIPTION
	B5156403	MOUNT, FLEXURE, 3" 
	B5156404	MOUNT, FLEXURE, 2" 
	B5156414	MOUNT, FLEXURE ¾"
	B5156420	MOUNT, FLEXURE, 4"
	B5156500	SHAFT, 1/2 X 2" ROLLER
	B5156501	SHAFT, GROOVED, 2"
	B5156502	SHAFT, GROOVED 1" THREADED 
	B5156503	SHAFT, GROOVED, 1" [½" Dia. x 1.625" Long]
	B5156600	PLATE, FLEXURE ASSEMBLY
	B5157400	COVER, HEATER TERM 

IMAGE	PART No.	DESCRIPTION
	B5158400	INSULATOR, HEAT BAR
	B5160800	CASTER - 3" DIAMETER WHEELS
	B5161101	MOUNT, FLEXURE 
	B5161403	BRACKET, ROLLER
	B5164401	FELT, OILER (FOR B5204900 MANIFOLD, OILER)
BLANK, ADJ.SCREW R.H.	B5168600	
BLANK, ADJ.SCREW L.H.	B5168601	
	B5171602	RAIL FLIP-OVER 167 3/8" (SET OF 2) 2920
	B5171607	RAIL FLIP-OVER 107" (SET OF 4)
	B5171700	SQUARE SHAFT, POSTFORMER 1"

IMAGE	PART No.	DESCRIPTION
	B5171800	SPROCKET, SQ. HOLE 1"
	B5171801	SPROCKET, SQ. HOLE 1 1/2"
	B5171900	SHAFT/SPROCKET, KEY, 12 3/4"
	B5171901	SHAFT/SPROCKET, NO KEY, 10 1/2"
	B5174600	CLAMP BLOCK, HEATER MOUNT
	B5175201	BEARING BLOCK
	B5179709	TORSION SPRING, RH
	B5179710	TORSION SPRING, LH
	B5182003	COLLAR, CLAMP MID. (2105)
	B5204900	MANIFOLD, AUTO OILER

IMAGE	PART No.	DESCRIPTION
	E5224201	STOP CORE WELDMENT [IT 530]
GUIDE, ROLLER MOUNT	B5233500	
GUIDE, ROLLER MOUNT	B5233551	
	B5235000	NUT BLOCK, TRIMMER
	B5235001	NUT, DOVETAIL (2900s)
	B5235007	NUT, DOVETAIL (2900s) 
	B5235008	NUT, DOVETAIL (2922 / 2940)
	B5235200	SCREW, ADJUST, TRIMMER
	B5235206	
	B5235216	

IMAGE	PART No.	DESCRIPTION
	B5235250	SCREW, ADJUSTING 
	B5247400	HANDLE, LOCATING PIN
	B5261600	CLAMP, FLEXURE ASSY
	B5276302	WHEEL
	B5283400	SHAFT, ENCODER (SEE B1003320 BEARING)
	B5311300	SHOE
MOUNT, QUICK CHANGE	B5341800	
	B5365700	WHEEL, FENCE
	B5369700	CLEVIS BLOCK - 2105 INDEX TABLE (See 5152201 Stop Arm)
	B5395001	HEAT BAR, 3/16" RADIUS - MW3115



IMAGE	PART No.	DESCRIPTION
	B5430000	SWITCH STATION 2 PB FLUSH RED AND GREEN
	B5505400	CLAMPING BLOCK $\frac{3}{4}$ " x $\frac{3}{4}$ " OVERALL SIZE: 1" x 1" x 2.5" (Finish may vary from photo)
	B5505401	CLAMPING BLOCK $\frac{3}{4}$ " x $\frac{1}{2}$ "
	B5505402	CLAMPING BLOCK $\frac{1}{2}$ " x $\frac{1}{2}$ "
	B5505490	CLAMPING BLOCK 1" x $\frac{3}{4}$ " OVERALL SIZE: 1" x 1 $\frac{1}{2}$ " x 3" (Finish may vary from photo)
	B5668600	
	B5668601	
	\$24 each - in stock	SOCKET HEAD CAP SCREW FOR SPACER BLOCKS $\frac{1}{4}$ -20 X .75" LONG
	B852218	NUT BLOCK, RIGHT HAND
	B852219	NUT BLOCK, LEFT HAND


















IMAGE	PART No.	DESCRIPTION
FORM BAR RH	<b>B857312</b>	<p style="text-align: center;"><b>MOUNTING HOLES 8"</b></p> 
FORM BAR 24½" RH	<b>B857363</b>	
FORM BAR 24½" RH	<b>B857364</b>	
FORM BAR 24½" LH	<b>B857367</b>	
FORM BAR 24½" LH	<b>B857368</b>	
FORM BAR LH	<b>B857388</b>	<p style="text-align: center;"><b>MOUNTING HOLES 8"</b></p> 
	<b>B939060</b>	<p><b>HEAT LIMITER NORDSON</b></p> 
	<b>E5151500</b>	<b>NIPPLE VACUUM CUP MOUNT (For E1016604 Mtg Block)</b>
	<b>E5171300</b>	<b>ROUTER TEMPLATE – 3.00"</b>
	<b>E2003701</b>	<p><b>HEATER, I.R. QUARTZ 240 V (Solar)</b></p> 

IMAGE	PART No.	DESCRIPTION
	<p><b>E5359700</b></p>	<p><b>PLUNGER BRAKE W/ PAD</b>  <b>[EDGETECH CB321 COREBUILDER]</b></p>
	<p><b>FS572-089A-48</b></p>	<p><b>HEATER ASSEMBLY (4.25" X 60" X 4")</b>  <b>480 VOLT 5466 WATT (for Trend Mfg)</b></p>
	<p><b>20-060</b>  <b>20-064</b></p>	<p><b>T-NUT M6</b>  <b>T-NUT M8</b></p>
	<p><b>40-6596</b></p>	<p><b>BEARING PAD</b></p>