



Rev May 2017

COUNTERTOP SAW PARTS



IMAGE

DESCRIPTION

BOLD Part No.

	SOLID STATE DIODE LASER 1/2" Diameter - 635nm, 5 mW, 90 Degree Beam Angle <i>[EDGETECH SAWS ONLY]</i>		E1009204
	SOLID STATE DIODE LASER 3/4" Diameter - 10 mW - 3/16" wide beam		E1009207
	1.5 HP Porter Cable Router Motor <u>120V</u> <i>[ENDCAP MODIFIED TO ALLOW MOUNTING ON MIDWEST SAWS]</i>		B5154600
	1.75 HP Porter Cable Router Motor <u>230/240V</u>		B2005502
	ROUTER MOUNT CASTING (PAIR)		E5171401
	BASE PLATE & STANDOFF WELDMENT <i>[EDGETECH SAWS ONLY]</i>		E5171501
	ROUTER STAND (IWITH ROUTER MOUNT CASTING SHOWN) <i>[MIDWEST SAWS ONLY]</i>		B5137201

Order from Bold Parts & Service

Call Toll Free 800 887-7636 x425 Fax 952 894-1787 sales@boldparts.com

Page 1 of 9



Rev May 2017

COUNTERTOP SAW PARTS



IMAGE

DESCRIPTION

BOLD Part No.

	BOSCH ROUTER MOTOR WRENCHES (SET OF 2)		NPN
	BELT, POLY-V DOUBLE GROOVE - 3VX450		B1004009
	BELT, POLY-V 10 GROOVE - 460J10 <i>[EDGETECH SAWS ONLY]</i>		E1013602
	ARBOR ASSEMBLY <i>[Specify EDGETECH or MIDWEST SAW configuration]</i>		B4016101
	SAW BLADE - <u>16"</u> DIAMETER TRIPLE CHIP CARBIDE TIPPED		B1000200
	SAW BLADE - <u>20"</u> DIAMETER TRIPLE CHIP CARBIDE TIPPED		B1000203
	ROUTER BIT - 2 FLUTE - CARBIDE TIPPED 1/2" DIAMETER 2-5/8" LONG		E1008501
	TRAVEL ADJUST BOLT [BOLT & NUT ONLY]		B5130900

Order from Bold Parts & Service

Call Toll Free 800 887-7636 x425 Fax 952 894-1787 sales@boldparts.com

Page 2 of 9



Rev May 2017







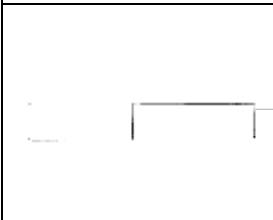
COUNTERTOP SAW PARTS



IMAGE

DESCRIPTION

BOLD Part No.

	[ORDER EACH ITEM SEPARATELY] CLEVIS, TRAVEL ADJUST 6-32 X .875 SHEAR BOLT 6-32 LOCKING NUT		B5130800 E9710409 E9796404
	ROUTER HANDLE WELDMENT (see below for foam grips)		E5170300
	GRIP HANDLE, FOAM 7/8" ID X 8.25" LONG		E1019200
	CASTER		B5160800
	BLADE, SWEEPER		B5136400
	INDEX STOP		B5131300
	INDEX PIN [6.82" OVERALL LENGTH] [MIDWEST 5236 SAWS ONLY]		B5131201

Order from Bold Parts & Service

Call Toll Free 800 887-7636 x425 Fax 952 894-1787 sales@boldparts.com

Page 3 of 9



Rev May 2017

COUNTERTOP SAW PARTS



IMAGE

DESCRIPTION

BOLD Part No.

	INDEX PIN <i>[MIDWEST 5033 SAWS ONLY]</i>		B5131200
	INDEX PIN [3.88" OVERALL LENGTH] <i>[EDGE TECH SAWS ONLY]</i> [NOTE: SOME OLDER EDGE TECH SAWS HAVE A SHORTER INDEX PIN WHICH HAS A 2.88" OVERALL LENGTH. THIS SHORTER INDEX PIN'S PART No. IS E5168701]		E5168702
	SPRING, INDEX PIN <i>[EDGE TECH SAWS ONLY]</i>		E1007402
	AIR CYLINDER, INDEX PIN RETRACTION <i>[EDGE TECH SAWS ONLY]</i>		NEED
	FTG-POLY TEE <i>[EDGE TECH SAWS ONLY]</i>		E1001804
	VALVE, HOLDDOWN [FITTINGS NOT INCLUDED] <i>[Specify EDGE TECH or MIDWEST SAW configuration]</i>		B1002807-F
	HOSE, TWIN BONDED COILED		E1005203

Order from Bold Parts & Service

Call Toll Free 800 887-7636 x425 Fax 952 894-1787 sales@boldparts.com

Page 4 of 9



Rev May 2017

COUNTERTOP SAW PARTS



IMAGE

DESCRIPTION

BOLD Part No.

	AIR CYLINDER, HOLDDOWN [FITTINGS, HOLDDOWN PAD & ENDCAP NOT INCLUDED]		B1010703
	FTG-90° 1/8NPT - 1/4 (BRASS)		E1001601-B
	PAD, HOLDDOWN ONLY [Aluminum] [SEE ABOVE FOR AIR CYLINDER AND SEE BELOW FOR HOLDDOWN ENDCAP COVER]		B5139301
	HOLDDOWN ENDCAP COVER (PVC)		B5135800
	<i>[EDGETECH SAWS]</i> SPACER BLOCK, 1" DIAMETER - <u>.780" HIGH</u> SPACER BLOCK, 1½" DIAMETER - <u>.780" HIGH</u> <i>[MIDWEST SAWS]</i> SPACER BLOCK, 1" DIAMETER - <u>.750" HIGH</u> SPACER BLOCK, 1½" DIAMETER - <u>.750" HIGH</u>		E5168000 E5168100 B5136600 B5136700
	SOCKET HEAD CAP SCREW FOR SPACER BLOCKS ¼-20 X .75" LONG		B9722908
	ROUTER GUIDE PIN - ROTATING		B5131101
	ROUTER GUIDE PIN - STANDARD		B5131100

Order from Bold Parts & Service

Call Toll Free 800 887-7636 x425 Fax 952 894-1787 sales@boldparts.com

Page 5 of 9



Rev May 2017

COUNTERTOP SAW PARTS



IMAGE

DESCRIPTION

BOLD Part No.

	<p>ROUTER TEMPLATE – 3.00" ROUTER TEMPLATE – 2.75" ROUTER TEMPLATE – 2.50"</p>		<p>E5171300 E5171301 E5171302</p>
	<p>ROUTER & SHIFT ROD PIVOT</p>		<p>B4021200</p>
	<p>FILTER / REGULATOR [FITTINGS NOT INCLUDED]</p>		<p>B1000700</p>
	<p>COIL CORD ONLY (STANDARD SAW) COIL CORD ONLY (LARGER SAW)</p>		<p>B5151802 [ONE SIZE – CUT TO LENGTH]</p>
	<p>MOTOR, 5 HP 3,450 RPM</p>		<p>B2000209</p>
	<p>MOTOR, ½ HP TRAVERSE DRIVE 1,750 RPM</p>		<p>B2000211</p>
	<p>GEAR BOX / SPEED REDUCER <u>29:1 RATIO</u> GEAR BOX / SPEED REDUCER <u>57.5:1 RATIO</u></p>		<p>E1016801 B1001700</p>

Order from Bold Parts & Service

Call Toll Free 800 887-7636 x425 Fax 952 894-1787 sales@boldparts.com

Page 6 of 9



Rev May 2017

COUNTERTOP SAW PARTS



IMAGE

DESCRIPTION

BOLD Part No.

	VALVE, PUSH BUTTON - INDEX PIN RETRACTION [INCLUDES PUSH BUTTON CAP] [EDGE TECH SAWS ONLY]		E1019306
	FTG-POLY TEE [EDGE TECH SAWS ONLY]		E1001804
	PRESSURE SWITCH [EDGE TECH SAWS ONLY]		E1007702
	VALVE, MAC 4-WAY 24V DIN [FITTINGS NOT INCLUDED] [EDGE TECH SAWS ONLY]		E1019338
	BRACKET, LIMIT SWITCH LIMIT SWITCH XCK-T118		E5173201 B2002300
	MOTOR CONTROL / VARIABLE SPEED CONTROL		B3000204
	SPEED POTENTIOMETER		B3000250

Order from Bold Parts & Service

Call Toll Free 800 887-7636 x425 Fax 952 894-1787 sales@boldparts.com

Page 7 of 9



Rev May 2017

COUNTERTOP SAW PARTS



IMAGE

DESCRIPTION

BOLD Part No.

	AIR CYLINDER [VARIABLE MITRE BRAKE] [EDGETECH SAWS ONLY]		NEED
	BLOCK, CLAMP PIVOT PAD, RUBBER [EDGETECH SAWS ONLY]		E5197201 E5206400
	BLADE, SWEEPER [VARIABLE MITRE BRAKE] [EDGETECH SAWS ONLY]		E5207300
	SPRING, VARIABLE MITRE BRAKE [TOP] [EDGETECH SAWS ONLY]		E1007406
	SPRING, VARIABLE MITRE BRAKE [BOTTOM] [EDGETECH SAWS ONLY]		E1007407
	BEARING GUIDE BLOCK [BEARING NOT INCLUDED - SEE BELOW]		B5139600
	BEARING, MODIFIED		B5136200
	FELT WIPER [EDGETECH SAWS ONLY]		E5178501

Order from Bold Parts & Service

Call Toll Free 800 887-7636 x425 Fax 952 894-1787 sales@boldparts.com

Page 8 of 9



Rev May 2017

COUNTERTOP SAW PARTS



IMAGE

DESCRIPTION

BOLD Part No.

	FTG-STRAIGHT 1/8NPT - 1/4 TUBE		B1009101
	FTG-90° 1/8NPT - 1/4 (POLY)		B1009100
	FTG-POLY TEE SWIVEL <i>[EDGE TECH SAWS ONLY]</i>		E1001710
	FTG-POLY TEE <i>[EDGE TECH SAWS ONLY]</i>		E1001804
	SPACER BLOCK - ADJUSTABLE [FOR OPTIONAL SUPPORT RINGS] <i>[EDGE TECH SAWS ONLY]</i>		E5207700
	1/4" POLY TUBING		E1005100

Order from Bold Parts & Service

Call Toll Free 800 887-7636 x425 Fax 952 894-1787 sales@boldparts.com

Page 9 of 9